


KWS-SERIES

Single output 5W ~15W
AC-DC on-board type power supply

LAMBDA
DENSEI-LAMBDA



Model name

KWS 5-5

Name of series Nominal output voltage
Nominal output power





Features

- CE marking (Low Voltage Directive)
- Compact on-board type AC-DC power
Input 85 ~ 265VAC universal input
- Wide Variation
Output power: 5W, 10W, 15W types
Output voltage: 5V, 12V, 15V types
- Over current and Over voltage protection
- 1 year warranty

CE (Low Voltage Directive)

1 year warranty

Specifications

1. Input voltage range	85 ~ 265VAC(47 ~ 440Hz), 110 ~ 340VDC
2. Output voltage range	Fixed
3. Cooling	Convection cooling
4. Operating temperature (Standard mounting)	-10 ~ +70°C -10°C: 80%, 0 ~ +50°C: 100%, +60°C: 60%, +70°C: 25%
5. Withstand voltage	Input-output: 3kVAC, Input-FG: 2kVAC, Output-FG: 500VAC for 1 min.
6. Safety standard	Approved by UL1950  , CSA950  (KWS5: Approved by CSA234 ) and EN60950(TUV) 
7. EMI	Conforms to FCC class B and VCCI-class A
8. Functions	Over voltage protection (Zener diode clamp), Over current protection

Product lineup

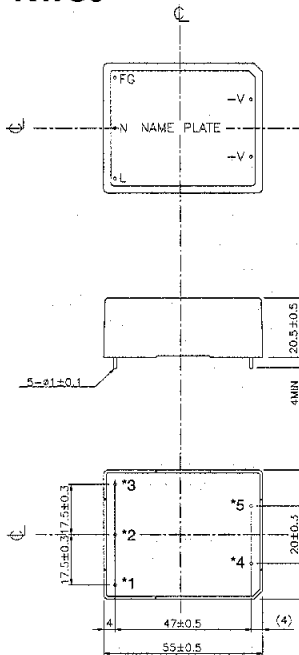
Model	Type	Output voltage	Output current	Output power	UL	CSA	EN
KWS5	KWS5-5	5V	1.0A	5.0W	○	○	○
	KWS5-12	12V	0.45A	5.4W	○	○	○
	KWS5-15	15V	0.35A	5.25W	○	○	○
KWS10	KWS10-5	5V	2.0A	10.0W	○	○	○
	KWS10-12	12V	0.9A	10.8W	○	○	○
	KWS10-15	15V	0.7A	10.5W	○	○	○
KWS15	KWS15-5	5V	3.0A	15.0W	○	○	○
	KWS15-12	12V	1.3A	15.6W	○	○	○
	KWS15-15	15V	1.0A	15.0W	○	○	○

- Request customer specification for further details of specifications, outline, characteristics, etc.
Read the instruction manual before usage.
- Contact us about delivery before ordering.

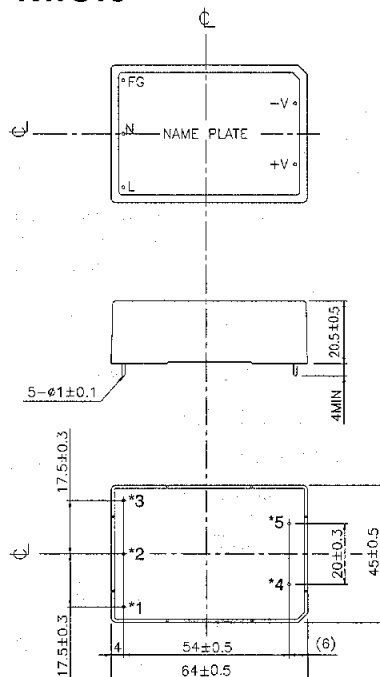
○ : Safety standard approved

Outline drawing

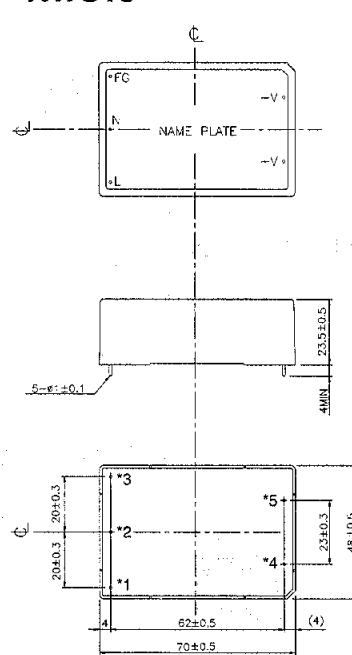
KWS5



KWS10



KWS15



Terminal assignments

- *1 FG
 - *2 AC (N)
 - *3 AC (L)
 - *4 -V
 - *5 +V
- INPUT
OUTPUT
- Case: Plastic (UL94V-0)

(Unit: mm)