


KWD-SERIES

Dual output 5W ~15W
AC-DC on-board type power supply

LAMBDA
DENSEI-LAMBDA



CE (Low Voltage Directive)

1 year warranty

Model name

KWD 15-1515

Name of series Nominal output power Nominal output voltage
1212: ±12V
1515: ±15V

Features

- CE marking (Low Voltage Directive)
- Compact on-board type AC-DC power
Input 85 ~ 265VAC universal input
- Wide Variation
Output power: 5W, 10W, 15W types
Output voltage: ±12V, ±15V types
- Over current and Over voltage protection
- 1 year warranty

Specifications

1. Input voltage range	85 ~ 265VAC(47 ~ 440Hz), 110 ~ 340VDC
2. Output voltage range	Fixed
3. Cooling	Convection cooling
4. Operating temperature (Standard mounting)	-10 ~ +70°C -10°C: 80%, 0 ~ +50°C: 100%, +60°C: 60%, +70°C: 25%
5. Withstand voltage	Input-output: 3kVA, Input-FG: 2kVAC, Output-FG: 500VAC for 1 min.
6. Safety standard	Approved by UL1950 , CSA950 (KWD5: Approved by CSA234)
7. EMI	Conforms to FCC class B and VCCI-class B
8. Functions	Over voltage protection (CH2 only: Zener diode clamp), Over current protection

Product lineup

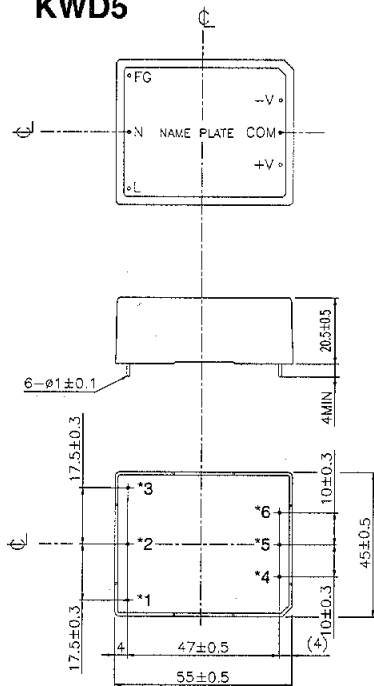
Model name	CH	Output voltage	Output current	Output power	UL	CSA	EN
KWD5	KWD5-1212	1	+12V	0.22A	5.3W	○	○
		2	-12V	0.22A			
	KWD5-1515	1	+15V	0.18A	5.4W	○	○
		2	-15V	0.18A			
KWD10	KWD10-1212	1	+12V	0.45A	10.6W	○	○
		2	-12V	0.45A			
	KWD10-1515	1	+15V	0.36A	10.8W	○	○
		2	-15V	0.36A			
KWD15	KWD15-1212	1	+12V	0.65A	15.6W	○	○
		2	-12V	0.65A			
	KWD15-1515	1	+15V	0.52A	15.6W	○	○
		2	-15V	0.52A			

- Request customer specification for further details of specifications, outline, characteristics, etc.
- Read the instruction manual before usage.
- Contact us about delivery before ordering.

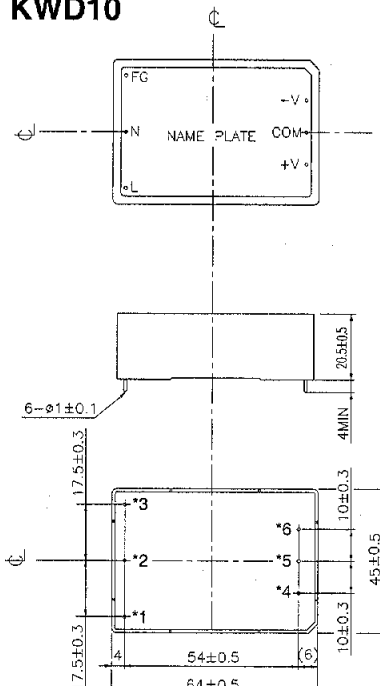
○ : Safety standard approved

Outline drawing

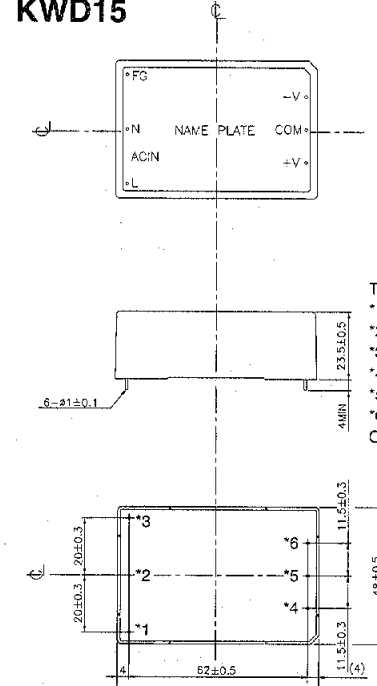
KWD5



KWD10



KWD15



Terminal assignments
 *1 FG
 *2 AC (N)
 *3 AC (L) INPUT
 *4 -V
 *5 COM OUTPUT
 *6 +V
 Case: Plastic (UL94V-0)

(Unit: mm)
127